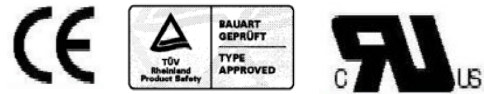





120 Watt Low Cost Open Frame Power Supply PSA120 Single Output Series



Features

- 3" x 5" Footprint
- Low Profile fits 1U Height Requirement
- Class B Conducted EMI
- Low Cost
- Zero Minimum load
- Over Voltage and Short Circuit Protection

Applications

- Low Profile Racks
- POS Terminals
- Network Hubs
- Computer Peripherals
- Routers
- Gaming Machines

Safety Approvals

- cUL/UL
- CE (Low Voltage Directive)
- TÜV

Mechanical Characteristics

- Length: 127mm (5in)
- Width: 50.8mm (2in)
- Height: 21.4mm (0.85in)
- Weight: 135g (4.7oz)

Output Specifications

Model	DC Output Voltage	Load		Ripple ⁽²⁾ P-P (max.)	Regulation		Max Power ⁽³⁾
		Min.	Max. ⁽¹⁾		Line	Load	
PSA120-050	+5V	0A	15A	100mV	±1%	±4%	75W
PSA120-120	+12V	0A	10A	120mV	±1%	±2%	120W
PSA120-240	+24V	0A	5A	240mV	±1%	±2%	120W

(1) 30CFM forced air required. With convection cooling load is 9A for 5V, 6.67A for 12V, and 3.33A for 24V models.

(2) Measure by using a 12 inch twisted pair terminal with a 10uF capacitor and 0.1uF ceramic capacitor in parallel.

(3) 30CFM forced air required. With convection cooling power is 45W for 5V, and 80W for 12V and 24V models.

Input:**AC Input Voltage Rating**

100 to 240V AC

AC Input Voltage Range

90 to 264V AC

AC Input Frequency

47 to 63Hz

Input Current

4.0A (RMS) at maximum load and 115V AC

2.0A (RMS) at maximum load and 230V AC

Leakage Current

3.5mA maximum at 264V AC

Inrush Current

30A for 115V AC at maximum load

60A for 230V AC at maximum load

(Cold start at ambient 25°C)

Hold-up Time

10mS minimum at maximum load and 115V AC

Output:**Efficiency**

70% minimum at max load and 115V AC for 5V

75% minimum at max load and 115V AC for 12V

78% minimum at max load and 115V AC for 24V

Over-Voltage Protection

>120%

Over-Current Protection

Over-current protection, auto-restart

Short-Circuit Protection

Output can be shorted permanently without damage

Environmental:**Temperature**

Operation 0 to 50°C

Non-operation -25 to +85°C

Humidity

Operation 10 to 95% non-condensing

Emissions

Conducted: FCC Class B

EN55022 Class B

Radiated: FCC Class A

EN55022 Class A

Immunity

EN55024 1998

EN61000-4-2 Level 3

EN61000-4-3 Level 2

EN61000-4-4 Level 3

EN61000-4-5 Level 3

EN61000-4-6 Level 2

EN61000-4-11

EN61000-3-2 Harmonic Class A

EN61000-3-3 Flicker

General:**Insulation Resistance**

Input to Ground: 10M ohms minimum, 500V DC

Dielectric Withstand (Hi-pot) Test

Input to Output: 3000V AC for 1 minute, 10mA

Input to Ground: 1500V AC for 1 minute, 10mA

Switching Frequency42KHz \pm 10%**MTBF (Full load, 30CFM and ambient 25°C)**

150K hours minimum

AC Input Connector (Molex or Equivalent)

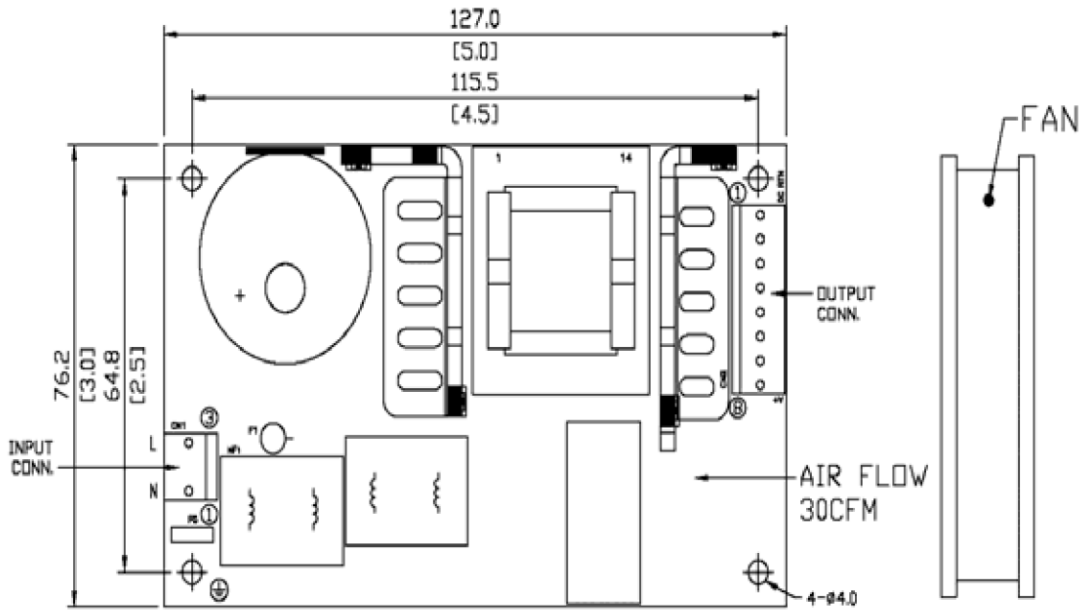
Input Header: Molex 09-65-2038 or equivalent

Mating: Moles 09-50-1031 or equivalent

DC Output Connector

Output header: Molex 09-65-2088 or equivalent

Mating: Molex 09-50-1081 or equivalent



INPUT CONN.

PIN	DESC.
1	NEUTRAL
2	N.C.
3	LIVE

OUTPUT CONN.

PIN	DESC.
1	RTN
2	RTN
3	RTN
4	RTN
5	V+
6	V+
7	V+
8	V+

